





What You Need to Know About the *GRE General Test*



What is it for?

The GRE General Test is taken for admission to graduate, business and other professional programs, such as law. Schools also use GRE scores for scholarship and fellowship purposes.

Who accepts it?

Thousands of graduate and professional schools accept GRE scores to help them make admissions, scholarship and fellowship decisions. See the full list:

- [All approved GRE score recipients, including business schools](#)
- [MBA programs that accept GRE scores](#)

What is the test structure?

	# Tasks/Questions	Time
Analytical Writing	1 essay task	30 minutes
Quantitative Reasoning Section 1	12 questions	21 minutes
Quantitative Reasoning Section 2	15 questions	26 minutes
Verbal Reasoning Section 1	12 questions	18 minutes
Verbal Reasoning Section 2	15 questions	23 minutes
Total		1 hour, 58 minutes

The Analytical Writing section will always be first. The Verbal Reasoning and Quantitative Reasoning sections may appear in any order after that.

Where and when can I take it?

The GRE General Test is offered on a continuous basis at hundreds of test centers in 160 countries, so there is likely one that is convenient to you. You also have the option to test at home, and appointments are available 24 hours a day, 7 days a week. If you're testing at home, you typically can set an appointment for as early as the next day. Test center appointments are based on availability.

Should I test at a center or at home?


This is a personal choice. If you are concerned about your home internet connection, the ability to secure a private room in your home or your ability to meet any of the other [required eligibility criteria](#), testing in a center might be a better option for you.

What does it cost?

\$220 in most parts of the world; China and India cost slightly more. The cost includes the ability to send score reports to four schools on test day. Fees also apply for additional activities you may opt for, such as sending scores to more schools (beyond the four schools included with your test fee) or rescheduling your test. [See all fees.](#)

How can I prepare for the GRE?

GRE has a variety of offerings that range from \$0 to \$100, and include an online course, books and practice tests. Many people have successfully prepared for the test using all free materials. If you're considering an online course, we recommend the [Official GRE Mentor](#), which is a self-paced course with 640 authentic GRE questions and skill-building content, and includes access to a full-length, timed practice test at the end. Every month, GRE test developers offer a free, 90-minute [webinar](#) about strategies for tackling each section of the test and answer all of your questions. [Explore all test prep options.](#)



How do I register for the test?

Follow these easy steps:

1. **Before you register, check the ID requirements [here](#). If you register for the test using a name other than the one that matches the ID you plan to use on test day, you may be prevented from taking the test and you will need to pay to register again, so this is very important!**
2. [Create an ETS account](#) or log in if you have one.
3. Select Register/Find Test Centers.
4. Select the GRE General Test.
5. Choose test at home or search for a test center location
6. Choose the two-month window you want to search and continue.
7. Select your preferred date from the calendar and explore availability.
8. Once you have selected your preferred date, time and location, click "Register for this test."
9. Complete and pay for your registration. Once processed, you will receive a confirmation email from ETS.

Not sure you're ready? Creating an ETS Account is a good first step. See what you can do in your account [here](#).

How can I connect with graduate programs beyond sending my scores?

The [GRE Search Service](#) is a database that allows graduate and business school recruiters around the world to search for prospective applicants using the information you enter in your ETS Account. By opting in when you create an ETS account or register, you allow these schools to reach out to you about their programs, scholarships and fellowships.

Should I submit scores if the school says they're optional? **Yes!**

Here are five reasons to do so:

- **Give yourself a competitive edge.** Grad programs want to know why you deserve a spot over someone else and whether you're driven to succeed. Submitting GRE scores shows that you're serious about grad school — and, by extension, that you're more serious than those who didn't submit scores.
- **Leave no questions on the table.** Admissions committees are motivated to minimize risk because students who drop out cost the school time and money. So, the more information on your application, the better. Don't make them question if you have what it takes — show off your best self.
- **Prove to yourself that you're ready.** Grad school is a huge investment of time and money, and the expectations are higher than in undergrad. Before you invest, make sure you know you have what it takes. As a measure of graduate readiness, GRE scores can help you feel confident that you're making a smart investment.
- **Prepare for your program.** Tests can be scary. We get it. But you're going to have to take tests in grad school, so why not get warmed up now? Our free and low-cost prep tools can help you get started. The more time you spend prepping, the easier it will become, and the more confident you'll be.
- **Set yourself up for opportunities.** GRE scores are good for 5 years. So not only can they help you access scholarships, fellowships, loans and teaching assistantships now, they can help you in the future too. Want to switch programs or pursue another degree? You can without taking another test!

Stay Connected

Want promotions, study tips and access to free resources delivered right to your inbox?

Subscribe Now